

Core iQ



Email Version Options

Email Layout Versions:

Core iQ has several different email layouts to choose from, each with different versions like “Dark”, “Light”, and “Reversed”.

The **“Dark”** version will:

- 🕒 Bring in your primary color for the header, footer, button, and division line elements.
- 🕒 Use your secondary color for linked text.
- 🕒 Have a light gray “Title” and “Contact Us/Social” area.
- 🕒 Use the white version of your logo.




The **“Light”** version will:

- 🕒 Bring in your primary color for the header, footer, button, and division line elements.
- 🕒 Use your secondary color for linked text.
- 🕒 Have a white “Title” and “Contact Us/Social” area.
- 🕒 Use the white version of your logo.

The **“Reverse”** version will:

- 🕒 Have a white header area.
- 🕒 Bring in your primary color for the footer, button, and division line elements.
- 🕒 Use your secondary color for linked text.
- 🕒 Have a white “Title” and “Contact Us/Social” area.
- 🕒 Use the full color version of your logo.




Email Layout Options

Basic Email Layout

Basic Email Layout:

If you're looking for a simple email layout, then this is the one for you. It doesn't include a "Contact Us/Social" area or image placeholders. However, if you'd like to add an image, it may be added to the body area and should be **no wider** than 560 pixels*.

Layout Version for Basic Email Layout:



Dark

* Please note that the height is variable, but the width dimension **must** be honored.

** All of Core iQ's layouts are dynamic and mobile phone friendly. Your branding colors and logo will automatically be pulled in.


Email Layout Options

Offer Layout 1


Offer Layout 1:

This is a good layout for promoting products and services. However, it can be used as a welcome email, event invitation email, or any communication type. This layout has placeholders for a title, text, and an image. It also contains a linkable button.


Layout Versions for Offer Layout 1:



Dark



Light



Reverse

* Please note that the height is variable, but the width dimension **must** be honored.

** All of Core iQ's layouts are dynamic and mobile phone friendly. Your branding colors and logo will automatically be pulled in.

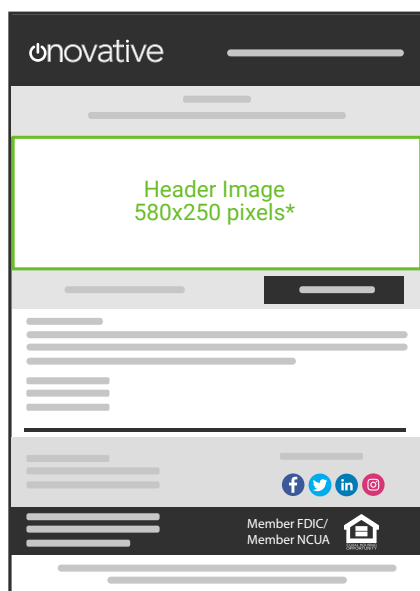
Email Layout Options

Offer Layout 2

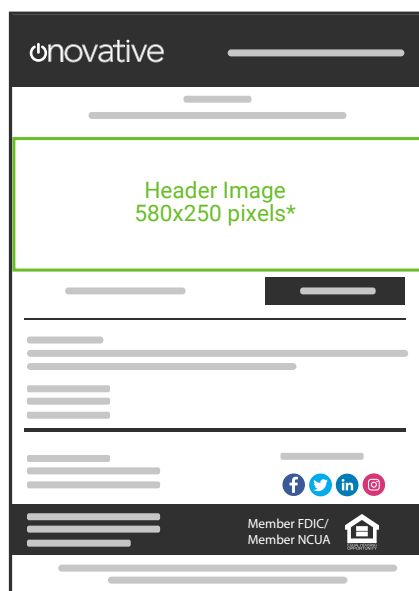
Offer Layout 2:

This is another good layout to advertise your products and services, but no need to limit yourself. This email layout can be used for any communication type you'd like and has placeholders for a title, text, and an image. It's complete with a linkable button.

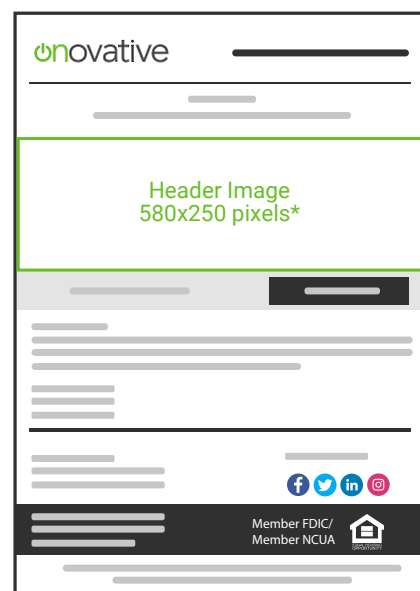
Layout Versions for Offer Layout 2:



Dark



Light



Reverse

* Please note that the height is variable, but the width dimension **must** be honored.

** All of Core iQ's layouts are dynamic and mobile phone friendly. Your branding colors and logo will automatically be pulled in.

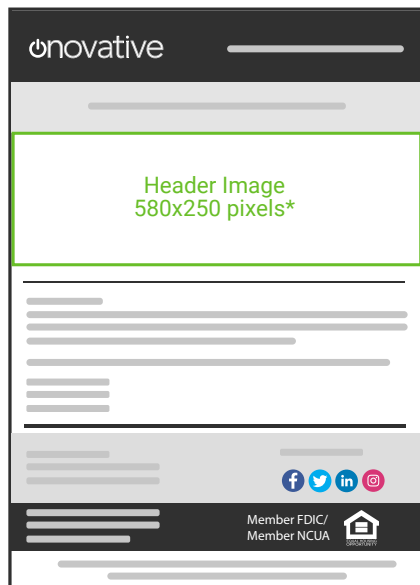
Email Layout Options

Welcome Layout 1


Welcome Layout 1:

This layout allows you to include a big, eye catching image as well as a nice message. It's perfect for your next welcome email, birthday email, event invitation email, or product offer email. You can customize the title, text, and image.


Layout Versions for Welcome Layout 1:



Dark



Light



Reverse

* Please note that the height is variable, but the width dimension **must** be honored.

** All of Core iQ's layouts are dynamic and mobile phone friendly. Your branding colors and logo will automatically be pulled in.

Email Layout Options

Welcome Layout 2

Welcome Layout 2:

Got links? This layout has you covered. Grab the attention of your account holders with a nice image and helpful links. Polish this email off with a title and message.


Layout Versions for Welcome Layout 2:



Dark



Light



Reverse

* Please note that the height is variable, but the width dimension **must** be honored.

** All of Core iQ's layouts are dynamic and mobile phone friendly. Your branding colors and logo will automatically be pulled in.

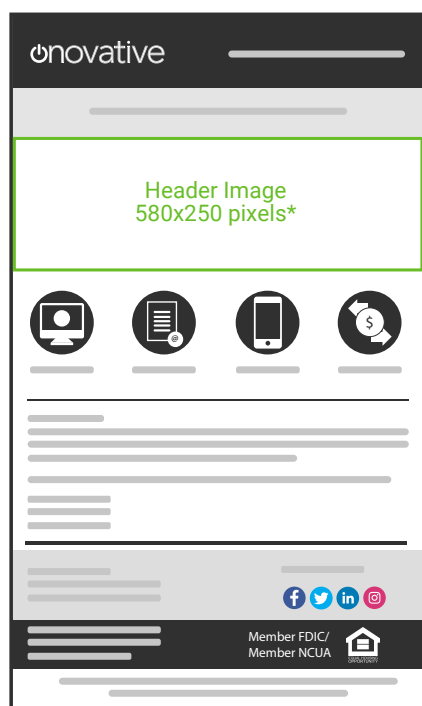
Email Layout Options

Welcome Layout 3


Welcome Layout 3:

Icons and links unite in this email layout. You can use any of our provided icons or swap them out for new ones. The circles behind the four icons will bring in your primary color. This layout also has placeholders for a title, image, and text.


Layout Versions for Welcome Layout 3:



Dark



Light



Reverse

* Please note that the height is variable, but the width dimension **must** be honored.

** All of Core iQ's layouts are dynamic and mobile phone friendly. Your branding colors and logo will automatically be pulled in.

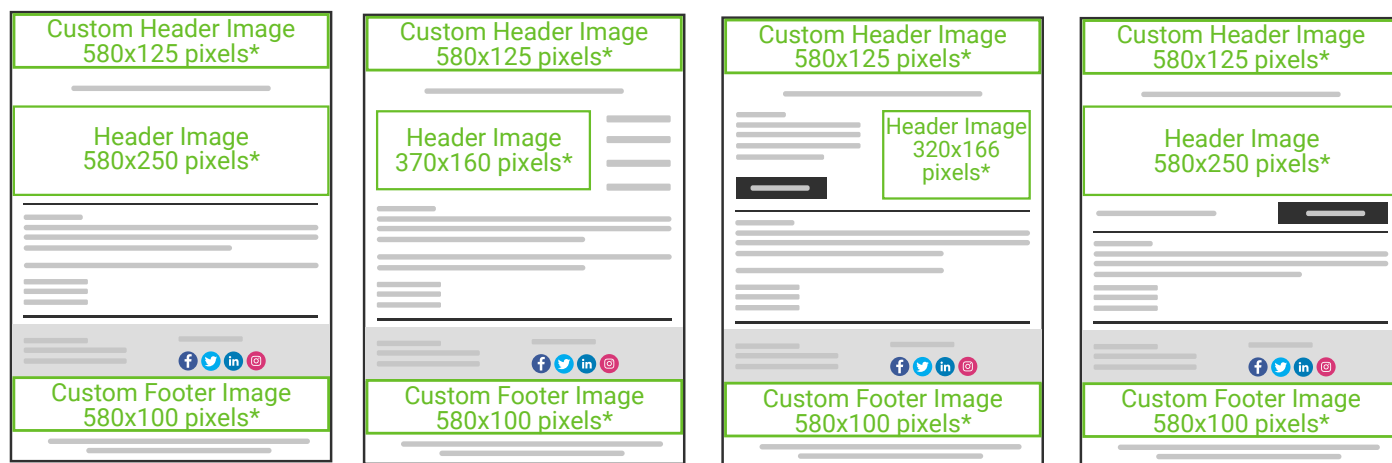
Email Layout Options

Custom Header and Footer

Custom Header and Footer:

If custom headers and footers are your thing, then this layout is a great choice. Choose from the “Welcome Layout 1”, “Welcome Layout 2”, “Offer Layout 1”, or “Offer Layout 2” layouts and use a header and footer image of your choice. These layouts won’t bring in your logo, but they will use your primary color for buttons and division line elements and your secondary color for linked text. They also have image and text placeholders.

Layout Versions for Custom Header and Footer:



Welcome Layout 1

Welcome Layout 2

Offer Layout 1

Offer Layout 2

* Please note that the height is variable, but the width dimension **must** be honored.

** All of Core iQ's layouts are dynamic and mobile phone friendly. Your branding colors will automatically be pulled in.

Email Layout Options

Newsletter Layout

Newsletter Layout:

Extra! Extra! Your account holders will read all about it with this email layout. Use the title, image, text, button, and link placeholders to share helpful articles and fun upcoming local events.

Layout Versions for Newsletter Layout:



Dark



Light

* Please note that the height is variable, but the width dimension **must** be honored.

** All of Core iQ's layouts are dynamic and mobile phone friendly. Your branding colors and logo will automatically be pulled in.